

## BASIC METABOLIC PANEL (BMP)

Collected on April 5, 2024 7:17 AM

### Lab tests - Blood (Blood, Venous)

Results New


#### Sodium

Normal range: 136 - 145 mmol/L



#### Potassium

Normal range: 3.5 - 5.1 mmol/L



#### Chloride

Normal range: 101 - 111 mmol/L



#### Carbon Dioxide

Normal range: 22.0 - 30.0 mmol/L



### Anion Gap

Normal range: 3 - 11 mmol/L



### Glucose

Normal range: 74 - 100 mg/dL



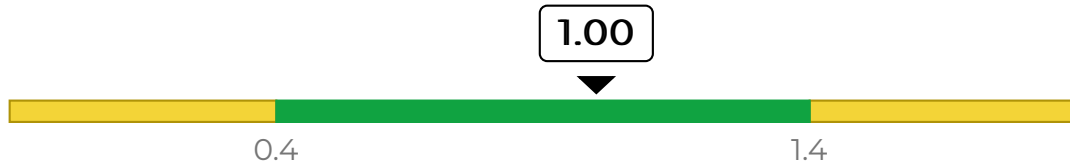
### BUN

Normal range: 6.0 - 20.0 mg/dL



### Creatinine

Normal range: 0.40 - 1.40 mg/dL

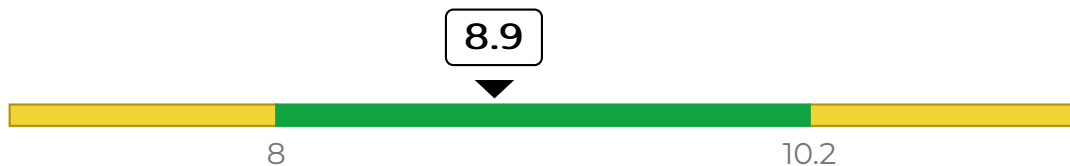


### BUN/Creatinine Ratio

Value  
21.0

### Calcium

Normal range: 8.0 - 10.2 mg/dL



## Osmolality Calc

mosm/kg

Value

**268**

## eGFR

mL/min/{1.73\_m2}

Value

**77.0**

GFR calculated based on CKD-EPI 2021 Creatinine Equation

Age (Years) Average GFR  
20-29 116 mL/min/1.73 m2  
30-39 107 mL/min/1.73 m2  
40-49 99 mL/min/1.73 m2  
50-59 93 mL/min/1.73 m2  
60-69 85 mL/min/1.73 m2  
70+ 75 mL/min/1.73 m2

Acceptable GFR:  $\geq 60$  mL/min/1.73 m2  
Chronic Kidney Disease:  $< 60$  mL/min/1.73 m2  
Kidney Failure:  $< 15$  mL/min/1.73 m2

Ordering provider: Jigna Hitesh Shah, MD

Collection date: April 5, 2024 7:17 AM

Result date: April 5, 2024 8:47 AM

Result status: Final

Resulting lab:

ADVENTHEALTH LAB WATERMAN

1000 Waterman Way

TAVARES FL 32778

352-253-3375

Deborah Lynn Zeagler, MD (Lab director)

10D0273538 (CLIA #)